


Farm Implements

Scraper Blade

#FISB


- * Blade extends from 4 ft to 6ft
- * Two extensions
- * Category 1 hitch
- * N.W.: 75kg



5" Box Blade

#F15BB

- * Fit category 1 hitch
- * Steel scarifiers have welded on high-carbon teeth to break up compacted soils
- * N.W.: 176cm



Drag Harrows

#F14DH


4 foot Heavy Duty Drag Harrow
Dimensions: 1.25W x 1.75L metres
N.W.: 47kg

#F16DH

6 foot Heavy Duty Drag Harrow
Dimensions: 1.8W x 2L metres
N.W.: 112.5kg

#F18DH

* 8 foot Heavy Duty Drag Harrow
* Dimensions: 2.5 x 2.5metres
* N.W.: 143.5kg



Available in 5 sizes



#F110DH

NEW

10 foot Heavy Duty Drag Harrow
Dimensions: 3.05W x 3.05L metres
N.W.: 200kg

#F112DH

NEW

12 foot Heavy Duty Drag Harrow
Dimensions: 3.65W x 3.65L metres
N.W.: 240kg

Lawn Sweepers

#F138LS

- * 38" lawn sweeper
- * 12 cubic feet of capacity and 38" of width for quick clearing
- * Brush diametre: 10"
- * Semi-pneumatic tyre: 10" x 13/4"
- * N.W.: 31kg

#F142LS

- * 42" lawn sweeper
- * 12.9 cubic feet of capacity and 42" of width for quick clearing
- * Brush diametre: 10"
- * Semi-pneumatic tyre: 10 1/2" x 23/8"
- * N.W.: 35kg



#F148LS

- * 48" lawn sweeper
- * 14.6 cubic feet of capacity and 48" of width for quick clearing
- * Brush diametre: 10"
- * Semi-pneumatic tyre: 10 1/2" x 23/8"
- * N.W.: 39kg